

School Ratings for the High School Grade Span

When students bring home their report cards, parents review the letter grades and discuss the progress their child is making in each subject. To calculate those grades, assignments and test scores may have been weighted, such as the final test may have been 50% of the overall score, 25% of the score may have been from a project, 10% from class assignments and 15% from quizzes.

Arkansas stakeholders identified the important indicators to be included in the ESSA School Index and weighted those indicators to arrive at an overall score. The overall score is assigned a letter grade. Arkansas stakeholders determined the ranges of scores that would earn each letter grade.

As you read the Accountability-at-a-Glance, ESSA School Index Report, and School Report Card, consider how your school is doing in each indicator and get a sense of where your school is strong and where your school could engage in specific efforts to improve so that each child is succeeding at the highest level.

Chart Key

WA = Weighted Achievement Score (35% of the overall score)

- Higher scores indicate more students achieving at higher readiness levels in math & English Language Arts

Growth = School Value-Added Growth Score (35% of the overall score)

- Scores above 80 indicate more students are exceeding their expected growth in math, English Language Arts, and English Language Proficiency (for English Learners)
- Scores of 80 ± 1 indicate most students are meeting their expected growth
- Scores of 79 and lower indicate most students are not meeting their expected growth

SQSS = School Quality and Student Success Score (15% of the overall score)

- Schools in the high school grade span earn points for providing learning opportunities listed at http://www.arkansased.gov/public/userfiles/ESEA/Documents_to_Share/2017_School_Quality_and_Student_Success_Components_by_Grade_Span_031318.pdf

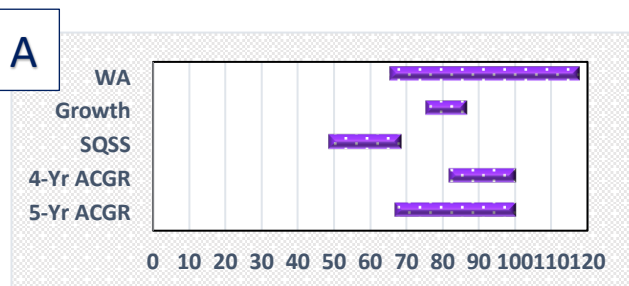
4-Yr ACGR = 4-Year Adjusted Cohort Graduation Rate (10% of the overall score)

- Schools in the high school grade span that have a grade 12 earn points based on the percentage of students in their adjusted cohort (first time ninth grades who graduate in four or fewer years.

5-Yr ACGR = 5-Year Adjusted Cohort Graduation Rate (5% of the overall score)

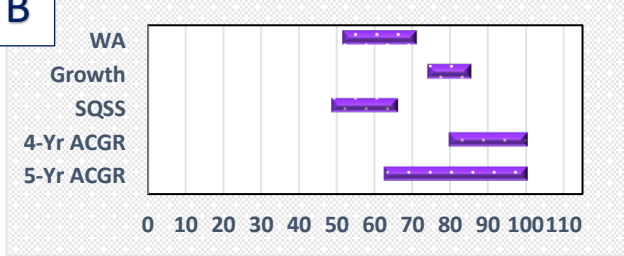
- Schools earn points for students graduating students in five years when those students failed to graduate in four or fewer years.

$$\text{Overall Score} = 0.35*(WA) + 0.35*(Growth) + 0.15*(SQSS) + 0.10*(4\text{-yr ACGR}) + 0.05*(5\text{-yr ACGR})$$



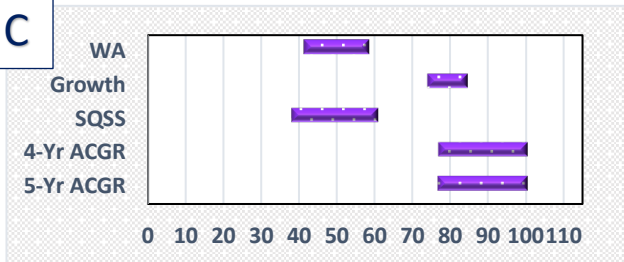
School Letter Grade A

- Weighted achievement scores for A schools ranged from 65 to 117.6 points.
- Students' expected growth in achievement is indicated by value-added growth scores ranging from 75 to 86.6.
- Schools earned 55 to 75 points toward the School Quality and Student Success Indicator.
- Schools earned 81.5 to 100 points for the 4-year Adjusted Cohort Graduation Rate.
- Schools earned 66.7 to 100 points for the 5-year Adjusted Cohort Graduation Rate.
- The overall score for A schools was 75.40 or greater.

B

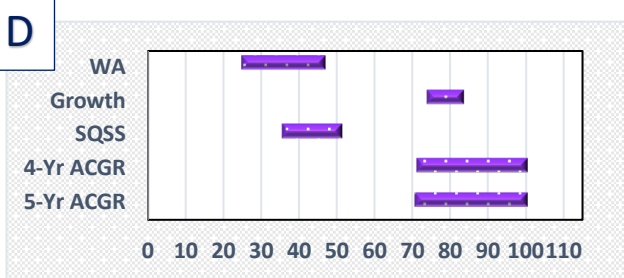
School Letter Grade B

- Weighted achievement scores for B schools ranged from 60 to 91 points.
- Students' expected growth in achievement is indicated by value-added growth scores ranging from 78 to 86.5.
- Schools earned 49 to 66 points toward the School Quality and Student Success Indicator.
- Schools earned 79.4 to 100 points for the 4-year Adjusted Cohort Graduation Rate.
- Schools earned 62.5 to 100 points for the 5-year Adjusted Cohort Graduation Rate.
- The overall score range for B schools was 69.58 to 75.39.

C

School Letter Grade C

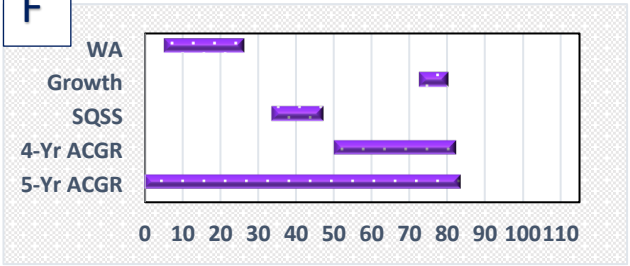
- Weighted achievement scores for C schools ranged from 41 to 58.4 points.
- Students' expected growth in achievement is indicated by value-added growth scores ranging from 73.7 to 84.3.
- Schools earned 38 to 60.8 points toward the School Quality and Student Success Indicator.
- Schools earned 76.6 to 100 points for the 4-year Adjusted Cohort Graduation Rate.
- Schools earned 76.4 to 100 points for the 5-year Adjusted Cohort Graduation Rate.
- The overall score range for C schools was 62.78 to 69.57.

D

School Letter Grade D

- Weighted achievement scores for D schools ranged from 24.7 to 46.8 points.
- Students' expected growth in achievement is indicated by value-added growth scores ranging from 73.6 to 83.3.
- Schools earned 35.3 to 51.3 points toward the School Quality and Student Success Indicator.
- Schools earned 70.8 to 100 points for the 4-year Adjusted Cohort Graduation Rate.
- Schools earned 70.3 to 100 points for the 5-year Adjusted Cohort Graduation Rate.
- The overall score range for D schools was 54.48 to 62.77.

F



- ### School Letter Grade F
- Weighted achievement scores for F schools ranged from 5.3 to 26.4 points.
 - Students' expected growth in achievement is indicated by value-added growth scores ranging from 72.2 to 80.
 - Schools earned 33.5 to 47 points toward the School Quality and Student Success Indicator.
 - Schools earned 50 to 82 points for the 4-year Adjusted Cohort Graduation Rate.
 - Schools earned 0 to 83.3 points for the 5-year Adjusted Cohort Graduation Rate.
 - The overall score range for F schools was 54.47 or lower.

Ranges for Indicator Scores by School Letter Grade High School Grade Span

