

## School Ratings for the Elementary Grade Span

When students bring home their report cards, parents review the letter grades and discuss the progress their child is making in each subject. To calculate those grades, assignments and test scores may have been weighted, such as the final test may have been 50% of the overall score, 25% of the score may have been from a project, 10% from class assignments and 15% from quizzes.

Arkansas stakeholders identified the important indicators to be included in the ESSA School Index and weighted those indicators to arrive at an overall score. The overall score is assigned a letter grade. Arkansas stakeholders determined the ranges of scores that would earn each letter grade.

As you read the Accountability-at-a-Glance, ESSA School Index Report, and School Report Card, consider how your school is doing in each indicator and get a sense of where your school is strong and where your school could engage in specific efforts to improve so that each child is succeeding at the highest level.

### Chart Key

#### WA = Weighted Achievement Score (35% of the Letter Grade)

- Higher scores indicate more students are scoring at higher readiness levels in math and English Language Arts

#### Growth = School Value-Added Growth Score (50% of the Letter Grade)

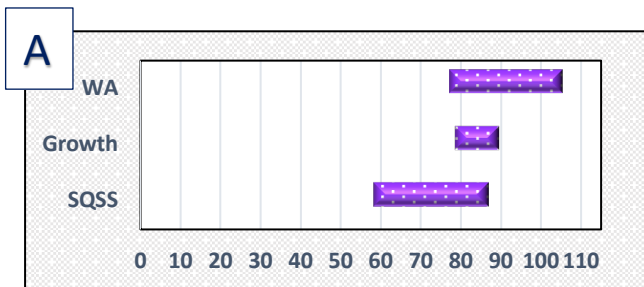
- Scores above 80 indicate more students are exceeding their expected growth in math, English Language Arts, and English Language Proficiency (for English Learners)

#### SQSS = School Quality and Student Success Score (15% of the Letter Grade)

- Schools in the elementary grade span earn points for students having low to moderate risk of chronic absence, for students reading on grade level, and for students meeting readiness levels in science achievement and demonstrating moderate to high growth in science achievement.

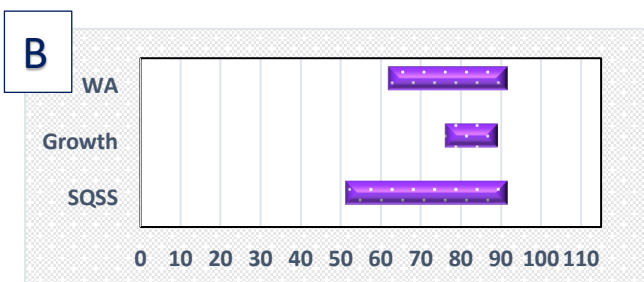
#### Overall Score and School Rating

- The overall score is calculated by multiplying the points for each indicator by the weight and adding these numbers for the total or overall score.  $WA (.35) + Growth (.50) + SQSS (.15) = \text{overall score}$
- The letter grade is earned based on the overall score.



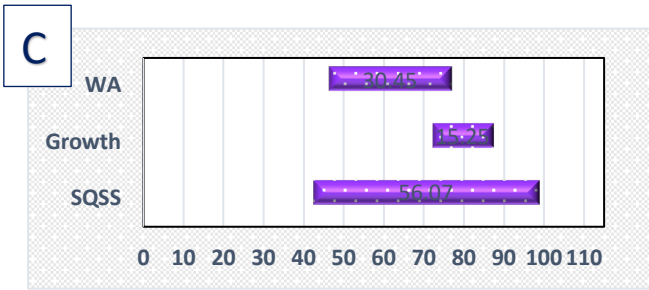
### School Letter Grade A

- Weighted achievement scores for A schools ranged from 75 to 105 points.
- Students expected growth in achievement is indicated by value-added growth scores ranging from 78.5 to 90.
- Schools earned 58-87 points toward the School Quality and Student Success indicator.
- The overall score for A schools ranged from 80.35 or greater.

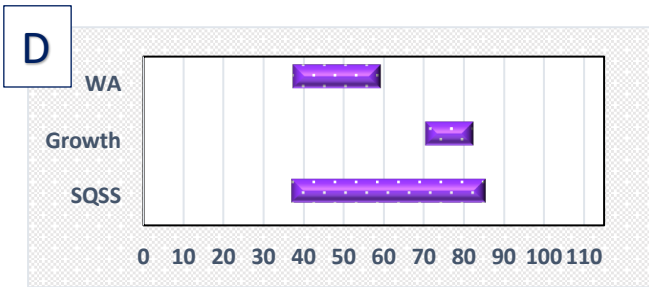


### School Letter Grade B

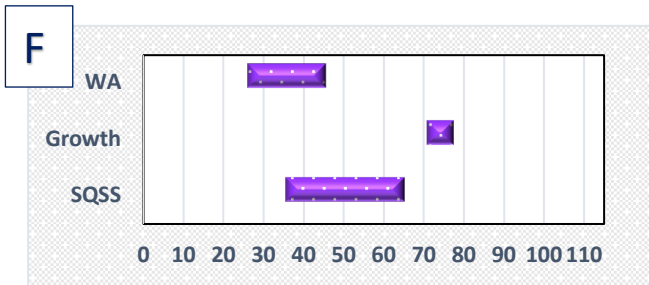
- Weighted achievement scores for B schools ranged from 60 to 91 points.
- Students expected growth in achievement is indicated by value-added growth scores ranging from 75.8 to 89.0.
- Schools earned 51 to 91 points toward the School Quality and Student Success indicator.
- The overall score for B schools ranged from 73.47 to 80.34.



- ### School Letter Grade C
- Weighted achievement scores for C schools ranged from 46 to 76 points.
  - Students expected growth in achievement is indicated by value-added growth scores ranging from 72 to 87.
  - Schools earned 42.5 to 98.5 points toward the School Quality and Student Success indicator.
  - The overall score for C schools ranged from 65.98 to 73.46.



- ### School Letter Grade D
- Weighted achievement scores for D schools ranged from 37 to 59 points.
  - Students expected growth in achievement is indicated by value-added growth scores ranging from 70 to 82.
  - Schools earned 37 to 85 points toward the School Quality and Student Success indicator.
  - The overall score for D schools ranged from 58.97 to 65.97.



- ### School Letter Grade F
- Weighted achievement scores for F schools ranged from 26 to 46 points.
  - Students expected growth in achievement is indicated by value-added growth scores ranging from 70.6 to 77.
  - Schools earned 35.5 to 65 points toward the School Quality and Student Success indicator.
  - The overall score for F schools ranged from 58.96 or lower.

