

DRAFT 2017 ESSA School Index: Overview

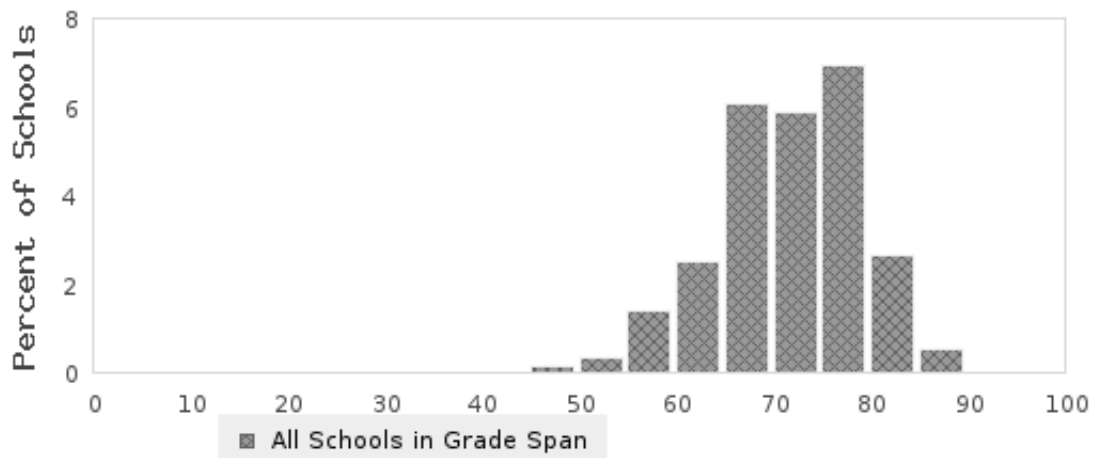
Overall ESSA Index
Score

75.91

8888003 - Fake Junior High School
8888000 - Fake School District

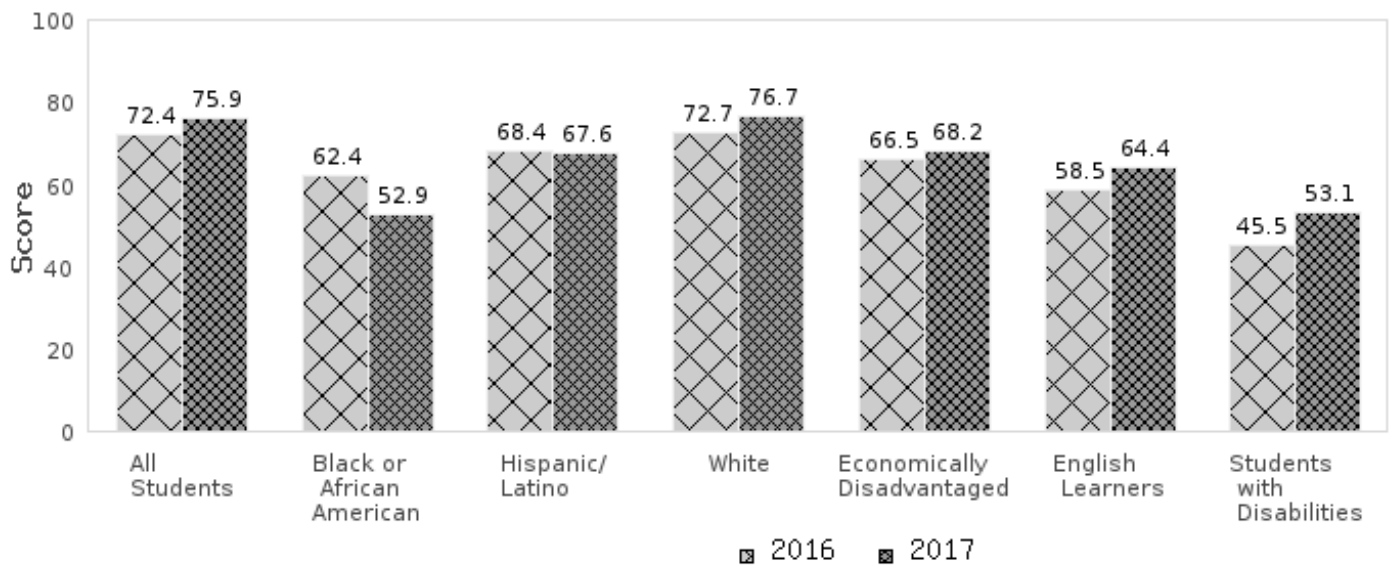
Grade Range	7 - 9
Grade Span	2 - Middle Level
Enrollment	378
Poverty Rate	44.44

State Distribution of Overall School ESSA Index Scores



The score of 75.91 falls in the 75-80 bar of the state distribution of the overall ESSA index score for the middle level grade span.

Two Year School ESSA Index Scores By Subgroup



DRAFT 2017 ESSA School Index: Overview

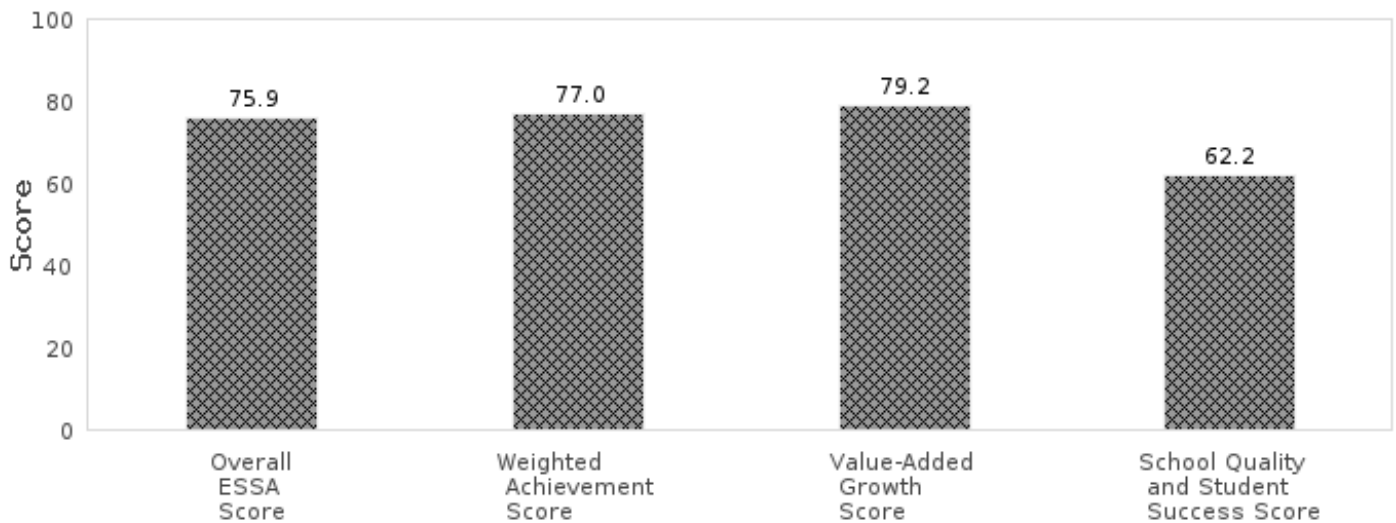
8888003 - Fake Junior High School
8888000 - Fake School District

Overall ESSA Index
Score

75.91

Grade Range	7 - 9
Grade Span	2 - Middle Level
Enrollment	378
Poverty Rate	44.44

ESSA Indicator Scores



**Weighted
Achievement
Score**
77.04

Schools earn a percentage of points for student achievement. Schools earn more points per student in successively higher achievement levels. Schools can earn a score above 100 when more students achieve at the highest achievement level compared to the lowest level.

- Weighted Achievement is weighted at 35% of the ESSA School Index
- For details: <https://tinyurl.com/y7ujhqr9>

**Value-Added
Growth Score**
79.22

Schools earn points based on students' value-added growth scores in the content areas of math and English language arts, as well as English language proficiency (where applicable).

- Growth is weighted at 50% (non-high schools) or 35% (high schools) of the ESSA school Index.
- For details: <https://tinyurl.com/y7ujhqr9>

**School Quality
and Student
Success Score**
62.23

The SQSS indicator combines measures of student engagement, readiness, completion and success criteria.

- SQSS is weighted at 15% of the ESSA school index.
- For details: <https://tinyurl.com/y7ujhqr9>

**4-Year
Graduation Rate**
**5-Year
Graduation Rate**
0

Schools earn a percentage of points based on the four-year and five-year adjusted cohort graduation rate. The four-year rate is weighted at 10% of the overall ESSA Index Score. The five-year rate is weighted at 5% of the overall ESSA Index Score.

- For details: <https://tinyurl.com/y7ujhqr9>

**Weighted
Achievement
Score**
77.04

Schools earn a percentage of points for student achievement. Schools earn more points per student in successively higher achievement levels. Schools can earn a score above 100 when more students achieve at the highest achievement level compared to the lowest level.

- Weighted Achievement is weighted at 35% of the ESSA School Index
- For details:
<https://tinyurl.com/y7ujhqr9>

**Value-Added
Growth Score**
79.22

Schools earn points based on students' value-added growth scores in the content areas of math and English language arts, as well as English language proficiency (where applicable).

- Growth is weighted at 50% (non-high schools) or 35% (high schools) of the ESSA school Index.
- For details:
<https://tinyurl.com/y7ujhqr9>

**School Quality
and Student
Success Score**
62.23

The SQSS indicator combines measures of student engagement, readiness, completion and success criteria.

- SQSS is weighted at 15% of the ESSA school index.
- For details:
<https://tinyurl.com/y7ujhqr9>