

DRAFT 2017 ESSA School Index: Overview

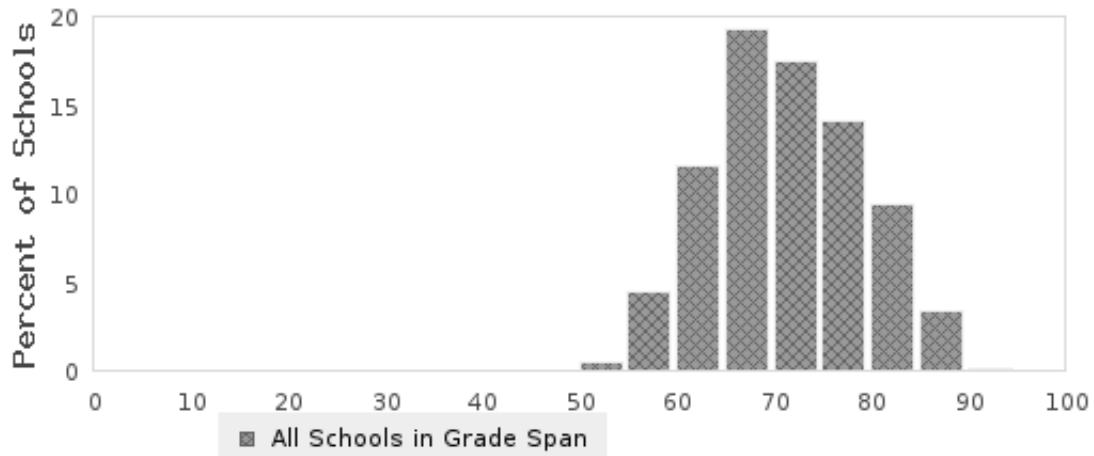
Overall ESSA Index
Score

82.79

8888001 - Fake Elementary School
8888000 - Fake School District

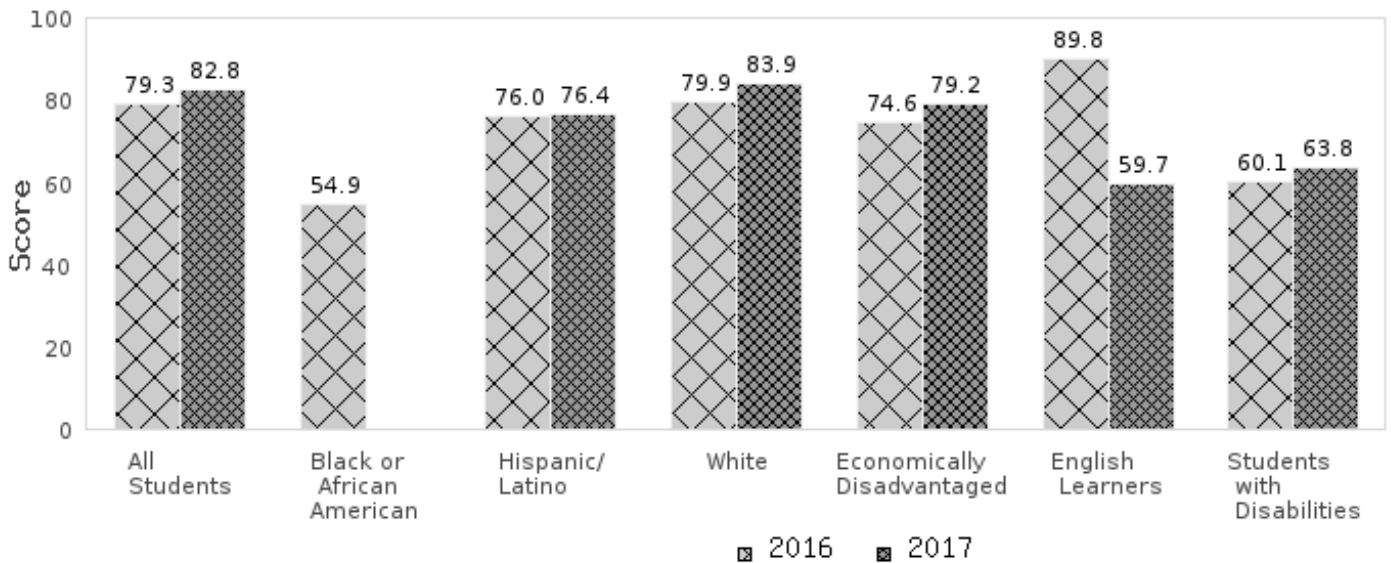
Grade Range	K - 3
Grade Span	1 - Elementary Level
Enrollment	543
Poverty Rate	52.49

State Distribution of Overall School ESSA Index Scores



The score of 82.79 falls in the 80-85 bar of the state distribution of the overall ESSA index score for the elementary level grade span.

Two Year School ESSA Index Scores By Subgroup



DRAFT 2017 ESSA School Index: Overview

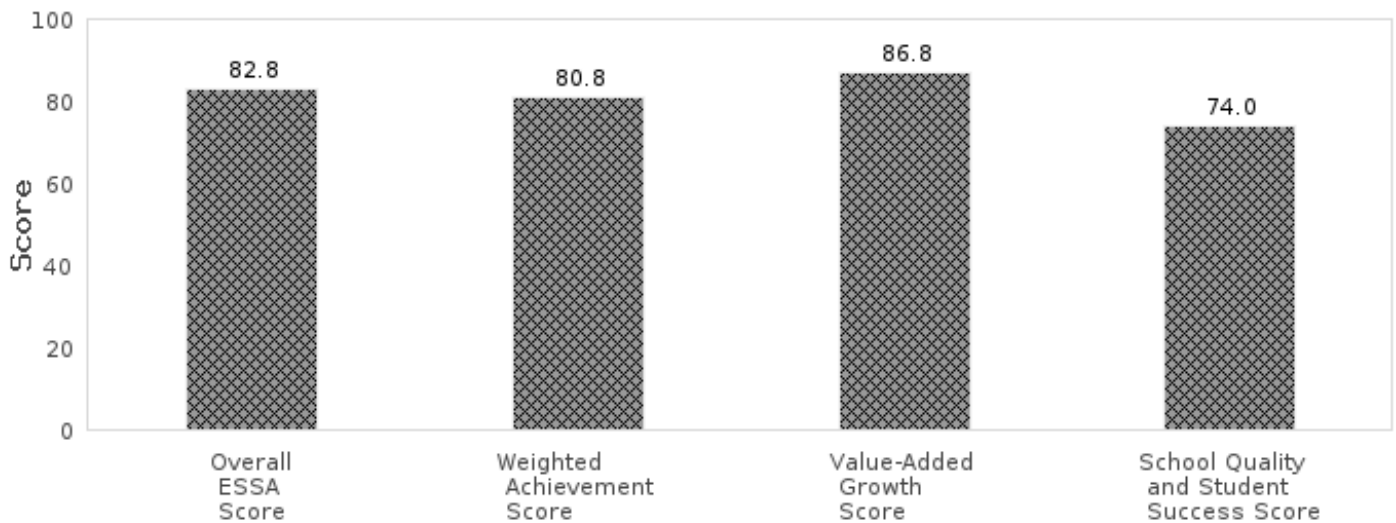
8888001 - Fake Elementary School
8888000 - Fake School District

Overall ESSA Index
Score

82.79

Grade Range	K - 3
Grade Span	1 - Elementary Level
Enrollment	543
Poverty Rate	52.49

ESSA Indicator Scores



**Weighted
Achievement
Score**
80.8

Schools earn a percentage of points for student achievement. Schools earn more points per student in successively higher achievement levels. Schools can earn a score above 100 when more students achieve at the highest achievement level compared to the lowest level.

- Weighted Achievement is weighted at 35% of the ESSA School Index
- For details: <https://tinyurl.com/y7ujhqr9>

**Value-Added
Growth Score**
86.8

Schools earn points based on students' value-added growth scores in the content areas of math and English language arts, as well as English language proficiency (where applicable).

- Growth is weighted at 50% (non-high schools) or 35% (high schools) of the ESSA school Index.
- For details: <https://tinyurl.com/y7ujhqr9>

**School Quality
and Student
Success Score**
74.05

The SQSS indicator combines measures of student engagement, readiness, completion and success criteria.

- SQSS is weighted at 15% of the ESSA school index.
- For details: <https://tinyurl.com/y7ujhqr9>